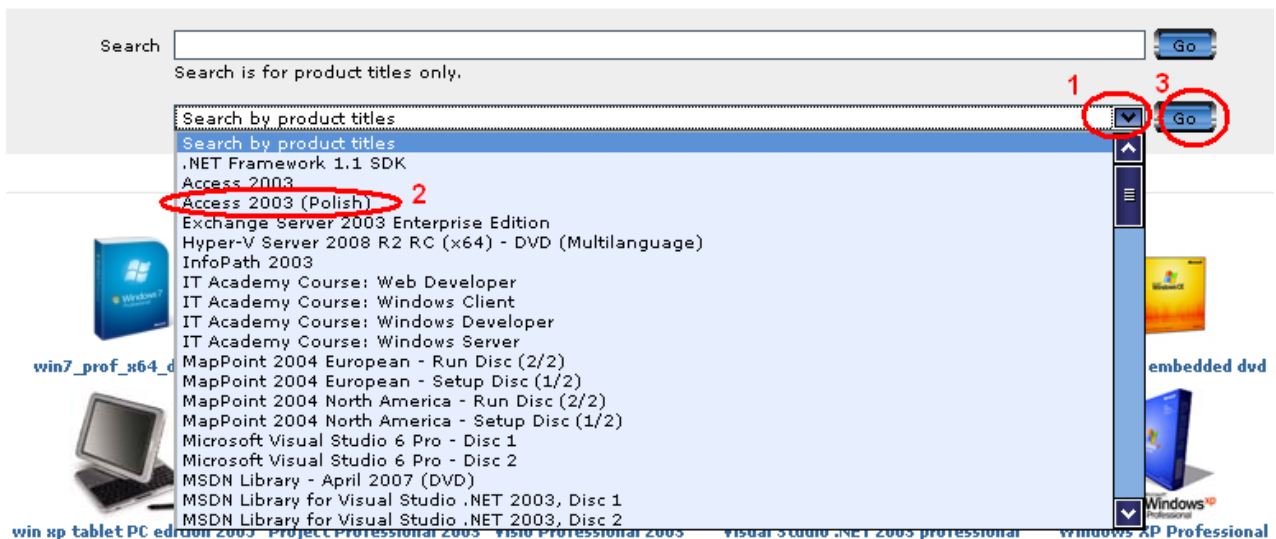


TUTORIAL JAK ZAMAWIAĆ OPROGRAMOWANIE W SYSTEMIE MSDNAA

1. Logujemy się na swoje konto w systemie MSDN AA.
2. Klikamy zakładkę „Software”.




3. W polu „Search by product titles” klikamy na strzałkę rozwijającą listę dostępnego oprogramowania. Wybieramy żądane przez nas oprogramowanie a następnie przycisk „GO”.



4. Pojawi się okno z wyborem sposobu pobrania oprogramowania. Wybierz „CD Check Out” (1) lub „Download” (2). W polu „Download image” (3) znajdują się podstawowe informacje o wielkości obrazu oraz średnich czasach pobierania oprogramowania przy różnych przepustowościach łącza. Aby przejść dalej klikamy „Add to cart”.

Product Details

Product Name Access 2003 (Polish) Publisher Microsoft Corporation SKU 0000 Platform Windows	 View Product Description
--	---

	* Deliverable	Description	Price
1	<input type="radio"/> CD Check-Out	Płytką jest w CIWEII - drugie biurko na lewo od wejścia :P. Bud D pok. 2-5D. Pytac o Grzegorza Dowgielewicza	Free!
2	<input type="radio"/> Download	Choose this option if you wish to download the software over the Internet.	Free!

4

Download Time	
File Size	342.0 MB
Dial-Up (56K)	14 Hours 54 Minutes
Cable/DSL (1Mbps)	45 Minutes

5. Pojawi się okno z warunkami licencji. Klikamy „I Agree”.

MSDN Academic Alliance --Student Use Guidelines

As a member of the MSDN Academic Alliance, the department in which you take credit courses is authorized to provide you with program software for use on your personal computers. To be in compliance with the MSDN Academic Alliance program requirements, you must follow these usage guidelines when using the program software on your computer. You must also agree to the terms of the MSDN End User License Agreement (EULA), the Amendment to Master End-User License Agreement, and any conditions required by your department.

The MSDNAA Site Administrator at your school will be responsible for maintaining records of student use and ensuring there is full compliance with the program among all department users, including students, faculty and systems administration staff. Please see your Site Administrator for any questions that you may have about the program, or refer to www.msdnaa.net.

By installing, copying, or otherwise using the Product, you agree to be bound by the terms of the EULA and the License Amendment. If you do not agree to be bound, do not install, copy or use the Product.

Installation Guidelines:

- Your department will provide either server access for you to download program software, or may create up to 50 copies of the software to be checked out on a temporary basis to install on personal use computers. All software reproduced for checkout will be a complete copy, and include all copyright and trademark notices.
- You must be registered in at least one credit course within the member department to be eligible to load program software on your personal use computer. Students registered solely for non-credit courses in the department are not eligible to receive program software.
- You may not give copies of loaned software to anyone else for their use. Other qualifying students must obtain software via the method(s) set up by the MSDNAA Site Administrator.
- In order to install certain components of the Product, you may need an Academic Alliance Product Key ("Product Key"). The Product Key will be assigned to solely to download authorized software. You may not disclose the Product Key information to anyone else.
- The MSDN AA Site Administrator will maintain records of software downloaded from server or checked out, and will provide those records to Microsoft upon request.

Usage Guidelines:

- You may use the software for non-commercial purposes including instructional use, research and/or design, development and testing of projects for class assignment and tests or personal projects. You may not use the Program software for any for-profit software development.
- When you are no longer a registered student in a department that is a member of the MSDN Academic Alliance, you may no longer receive updates for your personal use computer. However, you may continue to use previously installed software on your computer, provided you continue to follow program guidelines.
- If you violate the terms of the License Agreement and EULA, the MSDNAA Program Administrator will demand confirmation of removal of the program software on your personal use computer.

6. Wybieramy przycisk „*Check Out*”. Jeśli chcielibyśmy zrezygnować w danym momencie z oprogramowania to klikamy „*Remove*”.
Przycisk „*Continue Shopping*” jeśli zamierzasz dalej zamawiać kolejne oprogramowanie.


msdn academic alliance SOFTWARE CENTER Microsoft

Wydział Elektroniki i Informatyki PK

Software Support

Logged in as G0001 ciwe ciwe

View Shopping Cart

Software Title	Deliverable	Price
 Access 2003 (Polish) Edit Remove	CD Check-Out	Free!

[Continue Shopping](#) [Check Out](#)

| Software | Privacy Policy | Support |

7. Klikamy przycisk „*Next*”. Należy pamiętać o wypełnieniu wszystkich pól w formularzu, gdyż bez tego dalszy etap będzie niemożliwy.

Software Title	Qty	Item	Price/Unit	Total
Access 2003 (Polish)	1	CD Check-Out	0,00 € EUR	0,00 € EUR
Total for this order				0,00 € EUR

Customer Name

Last Name *

First Name *

Email Address

*

I would like to subscribe to **MSDN Student Flash**, a new e-newsletter for students that delivers the latest Microsoft events, Imagine Cup updates, special offers, job tips, and more!

[Next](#)

Note: Copy of the media will be automatically reserved.

Your Privacy is Guaranteed. Your personal information is not sold, traded, rented, or provided to anyone else, for any reason.

Następnie w nowym oknie klikamy „*CD Check Out*”. Jest to już ostatni etap.

MAKE SURE TO PRINT A COPY OF THIS PAGE FOR YOUR RECORDS.

Customer Name:	ciwe ciwe
Email Address:	ciwe@ie.tu.koszalin.pl
Username:	G0001 ciwe ciwe


If you need assistance or have questions, please send an email to msdnaa_softwarecenter@e-academy.com for more information.

Software Title	Qty	Item	Price/Unit	Total
Access 2003 (Polish)	1	CD Check-Out	0,00 € EUR	0,00 € EUR
Total for this order				0,00 € EUR

Please click on the product name for additional download / installation information.

8. Podsumowanie zamówionego oprogramowania.

My Software

Product Name:	Access 2003 (Polish)	
Number of Units:	1	
Date Ordered:	2009-11-30	
Deliverable:	CD Check-Out	
Delivery Status:	Available For Check Out (until 2009-12-01 06:07)	
Serial Number:	XXXXX-XXXXX-XXXXX-XXXXX-XXXXX	
Cancel Reservation		
View Order Details		

W dolnej części tabeli będzie znajdował się klucz licencyjny. Dobrze jest w tym momencie wydrukować sobie taki dokument. Jest to numer seryjny potwierdzający legalność posiadanego oprogramowania. Nie należy nikomu innemu udostępniać ani pokazywać takiego klucza. W każdej chwili wszystkie nasze uzyskane klucze licencyjne będą widoczne w zakładce My Software.

Klikając w opcję „Cancel Reservation” możemy anulować zamówione oprogramowanie. Należy pamiętać o tym, że klucz zamówiony jest cały czas aktywny.